



2010 ASHE ENGINEERING SCHOLARSHIP PROGRAM APPLICATION FORM

INSTRUCTIONS: Fill in all blanks below. Type or print clearly; if using Word to complete your application, please complete the shaded areas using Times New Roman size 12 font. Please attach one copy of your SAT scores and, depending on your student status, your high school or college transcript.

NAME: _____
(Last) (First) (Middle)

PERMANENT ADDRESS: _____
(Street) (City) (State) (Zip)

CURRENT ADDRESS: _____
(if different from above) (Street) (City) (State) (Zip)

TELEPHONE NO.: _____ DATE OF BIRTH: _____
(if different from above) (Area Code) (mm/dd/yyyy)

EMAIL ADDRESS: _____


CITIZENSHIP: () U.S. () Other (please indicate): _____

ASHE DEPENDENT: () Yes () No


If yes, name of ASHE Member: _____

ACTIVITIES: (Describe your high school and other community activities (in order of interest to you) that you have been involved in since starting high school)


LEADERSHIP: (List any leadership positions that you have held in or out of high school)



AWARDS: (List any special honors and/or awards you have received in or out of high school)



WORK EXPERIENCE: (Describe your most recent work experience)



CAREER GOALS: (In the space below, write a paragraph describing the value you place on an engineering education and your expectations for your future in the engineering profession)

PLANNED/CURRENT COLLEGE MAJOR: (Engineering discipline that you plan or are currently enrolled)

SAT Scores: Verbal : _____ Math: _____

Please attach one copy of your SAT scores, your applicable school transcript, and the completed Science/Math Teacher Recommendation Form to this Application. If the Science/Math Teacher Recommendation Form will be sent separately, please complete the following (*). The Science/Math Teacher Form, if sent separately, must be postmarked (or faxed) by January 14, 2010.

*SCIENCE/MATH TEACHER'S NAME: _____
(Last) (First) (Middle)

*HIGH SCHOOL, COLLEGE, OR UNIVERSITY: _____

*TELEPHONE NO.: _____ *EMAIL: _____
(Area Code)

I understand that if offered an award I must enroll, or be enrolled, in an engineering curriculum as a full-time student in order to receive the award. If I do not enroll as a full-time engineering student, I will return the Scholarship Award. I give permission to have information about this award shared with ASHE and the public.

SIGNATURE: _____ **DATE:** _____

Note: Application must be postmarked by January 14, 2010 to be considered for the Scholarship Award. The completed Application, along with all required attachments, should be mailed to the ASHE Scholarship Committee at the following address:

ASHE Scholarship Committee
Attn: Jessica J. Johnson
PO Box 322
Camp Hill, PA 17001-0322
Fax: (717) 975-6480